




文件编号	FTS-UVLED-OS-1909.V6
Number	
版本	A3.2
Edition	
生效日期	From August 31, 2018
Issueddate	

# 产 品 规 格 书

## Product user manual

产品名称	<b>UVLED line curing light source</b>
Products type	
产品型号	UVLN81T
Products series	
产品规格	LNHD-250×10
Specification	
<p>This UVLED light source is the standard specification of Futansi Company. The order quantity is between 1-50 sets and can be shipped on the same day. The order quantity is more than 50 units, please contact us to confirm the delivery date.</p> <p>Send an inquiry to E-mail: <a href="mailto:futansi@futansi.com">futansi@futansi.com</a></p> <p>You can also call: 021-69790531, welcome to contact us!</p>	
  	



LNHD-250×10

发光面积：250×10 ( mm )



Approved	Review	Formulate
FTS	<i>FTS</i>	FTS

<b>安全警告事项：</b>		<b>使用产品请一定遵守以下事项！</b>	
<b>⚠ 注意</b>		<b>⚠ 警告</b>	
⊘ 禁止	<ul style="list-style-type: none"> <li>● 产品内部不可有液体、可燃物、金属等异物进入。否则将导致本产品异常发热、冒烟。</li> <li>● 不可在电源接通状态下进行施工（接线、拆卸等）。否则可能导致触电。</li> <li>● 请勿在本产品上放置物品等而造成通风孔堵塞。否则可能因加热而导致烧毁。</li> <li>● 照射过程中或照射刚结束后，请勿赤手触摸。否则可能因高温而导致烫伤。</li> </ul>	⊘ 禁止	<ul style="list-style-type: none"> <li>● 请勿在可燃性气体环境中使用本产品。否则将可能引发爆炸。</li> <li>● 请勿将本产品投入火中。否则将导致电子部件等破裂。</li> <li>● LED亮起时，切勿直视直射光或反射光，或使其照射到皮肤上。否则可能导致眼睛或皮肤损害或炎症。</li> </ul>
⚠ 请务必遵守	<ul style="list-style-type: none"> <li>● 请在本产品的保证特性、性能范围内使用。超过保证特性，性能的极限值将导致破损。</li> <li>● 通电时请勿触摸接线端子。否则可能导致触电。</li> <li>● 电线、连接器等请切实连接。否则将可能导致本产品异常发热、冒烟。</li> <li>● 请勿使用规格范围外的输入电源。否则可能导致损坏。</li> <li>● 请切实进行接地。否则可能导致触电或误动作。</li> <li>● 请勿在温度变化剧烈，发生结露的地方使用。否则会导致故障。</li> <li>● 请勿在有剧烈振动或冲击的地方使用。否则会导致故障。</li> </ul>	⚠ 请务必遵守	<ul style="list-style-type: none"> <li>● 安装主体时，请避免将人体暴露在LED-UV光下。接触LED-UV光可能导致皮肤损害或炎症。如果可能暴露在LED-UV光及UV反射光下，请戴上可阻挡UV光的具有适当透射率和性能的外壳。</li> <li>● 安装和操作时请务必佩戴护目镜和防护用品。否则可能导致眼睛或皮肤损害或炎症。主机产生的放射光中含有365nm或385nm波长的UV光，因此请务必使用防UV光护目镜。</li> <li>● 请务必在切断电源的状态下进行LED照射头的清洁。在供电状态下进行清洁，可能导致眼睛或皮肤损害或炎症，还可能造成触电。</li> </ul>
		⊘ 禁止分解	<ul style="list-style-type: none"> <li>● 请勿分解、改装。否则可能导致事故、受伤或触电。否则将导致本产品异常发热、冒烟。接触LED-UV光可能导致眼睛或皮肤损害或炎症。</li> </ul>

## ① UVLED be careful when using the product:

### ■ General Notes

- Please use the products designated and recommended by our company when connecting the cable of the device。When causing damages by using products designated and recommended by non-our-company, it will not covered by the warranty。
- The additional connecting wire and LED irradiation head can be used or bent。Under standard experimental conditions, the bending performance of cable are satisfied。While the performance under any conditions under its actual use cannot be guaranteed。。
- Do not disassemble, modify the internal settings. If disassembling and modification caused any problems, which will not be covered by the warranty。

### ■ Installation environment

- environmental temperature 0℃- +45℃ (non-freezing) ● environmental temperature 30% -85%RH (noncondensable)
- In the place of no dust, soot, conductive dust, corrosive, flammable gas, salt, iron, etc. ● Places that do not touch water, oil, medicine, etc.
- Places of no violent temperature changes, vibrations and impact. ● a place without direct sunlight ● a place without strong magnetic fields and strong electric fields

### ■ About the power supply

- Please supply single-phase 200V-240V (frequency 50Hz-60Hz) power supply voltage。
- Please make sure to be grounding。
- Do not use the same power network with motors and inductive machinery, high power devices。
- It has sufficient interference resistance to the interference superimposed on the power line, but it is recommended to use an isolation transformer for proper disposal before power supply to reduce interference。。

### ■ About the wiring

- For the controller, the wiring between the LED heads, please use the additional cable and connect it securely。。
- The additional connecting wire and LED irradiation head can be used or bent。

When using in bending, as a minimum bending radius greater than 110mm, please perform the system design. Bending with radius less than recommended, there is the possibility of cracking occurring in a short period of time。

- When an external I/O is connected to an inductive load (motor, breaker, etc.), please connect an interference absorbing component (interference suppressor, etc.) on the load side。。
- To prevent contact failure after wiring the power cable, securely tighten the fixing screws of the connector。。
- Please load and unload the cable through the connector (plug)。


## ② Scope of application

The UVLED light source is a semiconductor light-emitting device that directly generates ultraviolet light, and is a light source that integrates a certain wavelength of a high-power LED having an emission wavelength of 200 nm to 450 nm according to a certain ratio. UVLED light source has the characteristics of energy saving, long life, no pollution, stronger light, etc. It is suitable for large-scale mass production enterprises, and is suitable for small batch experiments in university laboratories and research institutes. UVLED is mainly used in industrial adhesives, packaging or label surface ink drying, home industry flooring and furniture varnish curing.

**③ Basic parameters**

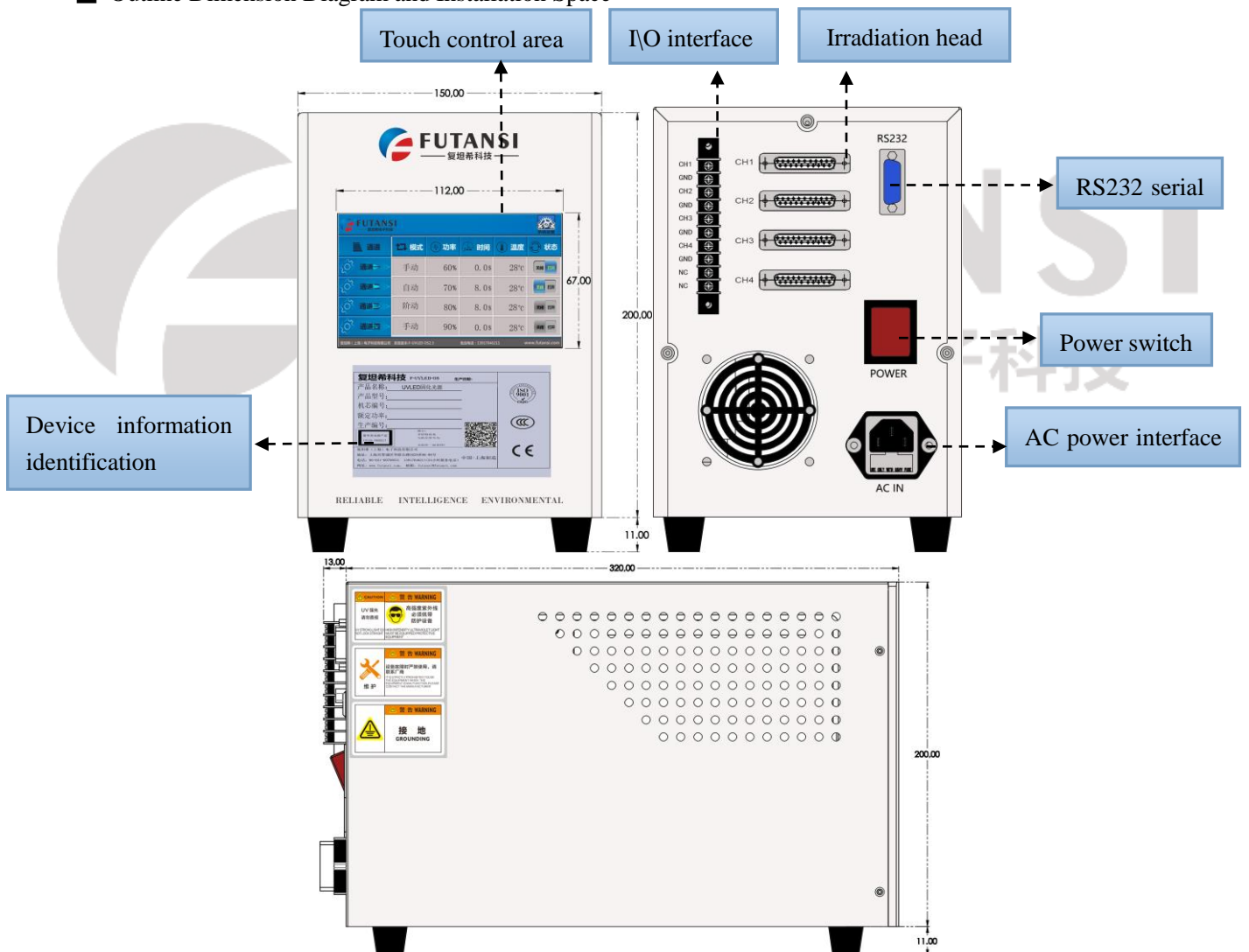
Serial number	Accessories	project	unit	skills requirement
1	Controller (UVLN81T)	Voltage	V	220
2		Cooling method	Force	Air cooling
3		Control method	Four kinds	Touch / Pedal / RS232 serial port/PLC
4		Irradiation power adjustable range	mw	10%-100% Adjustable
5		Irradiation mode	Manual	Touch / Pedal / RS232 serial port
6			automatic	Set the irradiation timing (0.1-999.9s)
7			ladder	Different irradiation power and time, Achieve step illumination (1-20 Step number)
8			pulse	Cyclic ladder (single/infinite)
9		communication control	RS232 serial port	Realize read and write communication
10			I\O interface	Realize read and write communication
11		Operating ambient temperature/humidity	0°C--45°C (No ice)	
12		Preservation of ambient temperature/humidity	-10-60°C/30-85%RH (no condensation)	
13	Irradiation head (LNHD-250×10)	LED type	Imported	
14		UVLED usage time	20000-30000 hour	
15		Heat dissipation method	Force	Air cooling
16		Wavelength range	nm	365.385.395.405±5
17		Outline size	mm	290X60X95
18		Luminous size	mm	250X10
19		Recommended distance range	mm	15-20
20		Peak irradiation intensity	mw(MAX)	500-5000
21		Consumption of power	W/H	100-250
22		Operating ambient temperature/humidity	0°C--45°C(no ice)	
23		Preservation of ambient temperature/humidity	-10-60°C/30-85%RH(no condensation)	
24	Power cord	Cable	m	2
25	Connecting line	Flexible cable	m	2
<b>Guarantee, reliability</b>				
1	Temperature	When the temperature is too high	X	Buzzing sounds, flashing cues
2	Lamp beads	When any lamp bead is damaged	X	Buzzing sounds, flashing cues
3	Heat sink	When the heat sink fails	X	Buzzing sounds, flashing cues

#### ④ System Structure and Connection Diagram



#### ⑤ Controller Outline Dimension Diagram and Installation Space

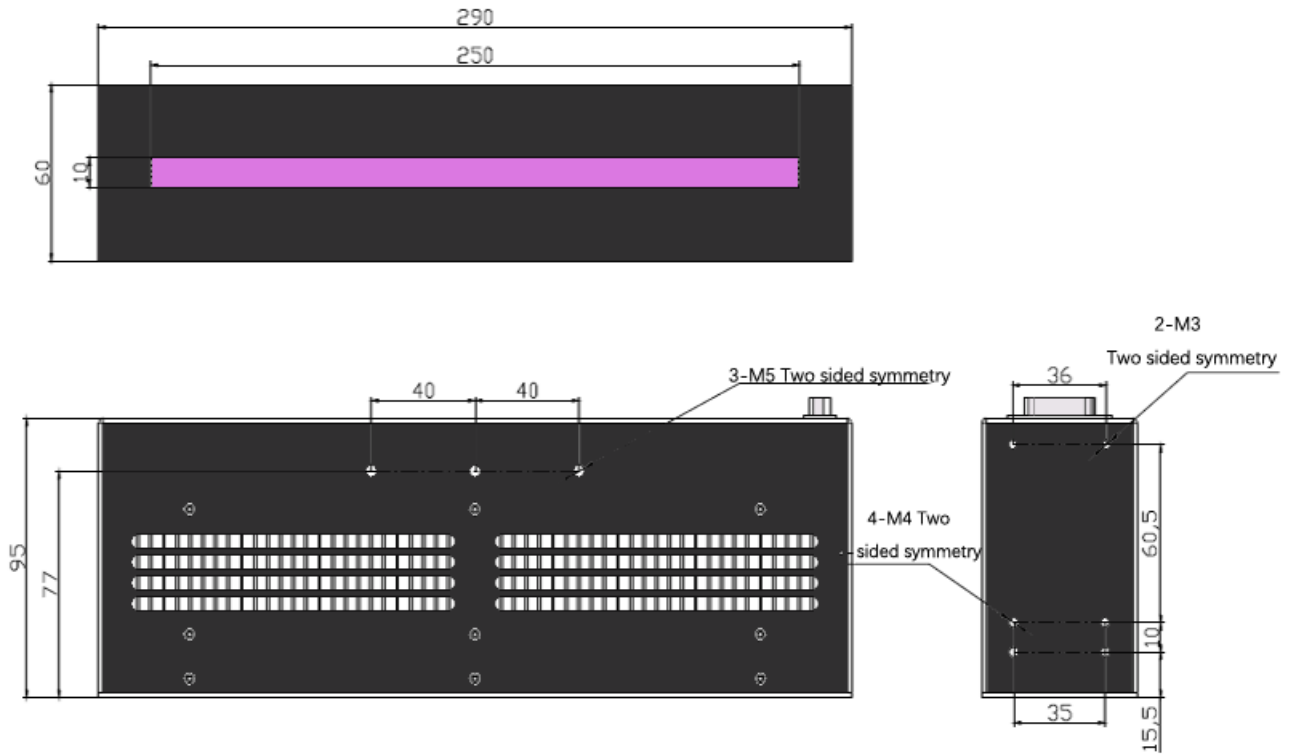
##### ■ Outline Dimension Diagram and Installation Space



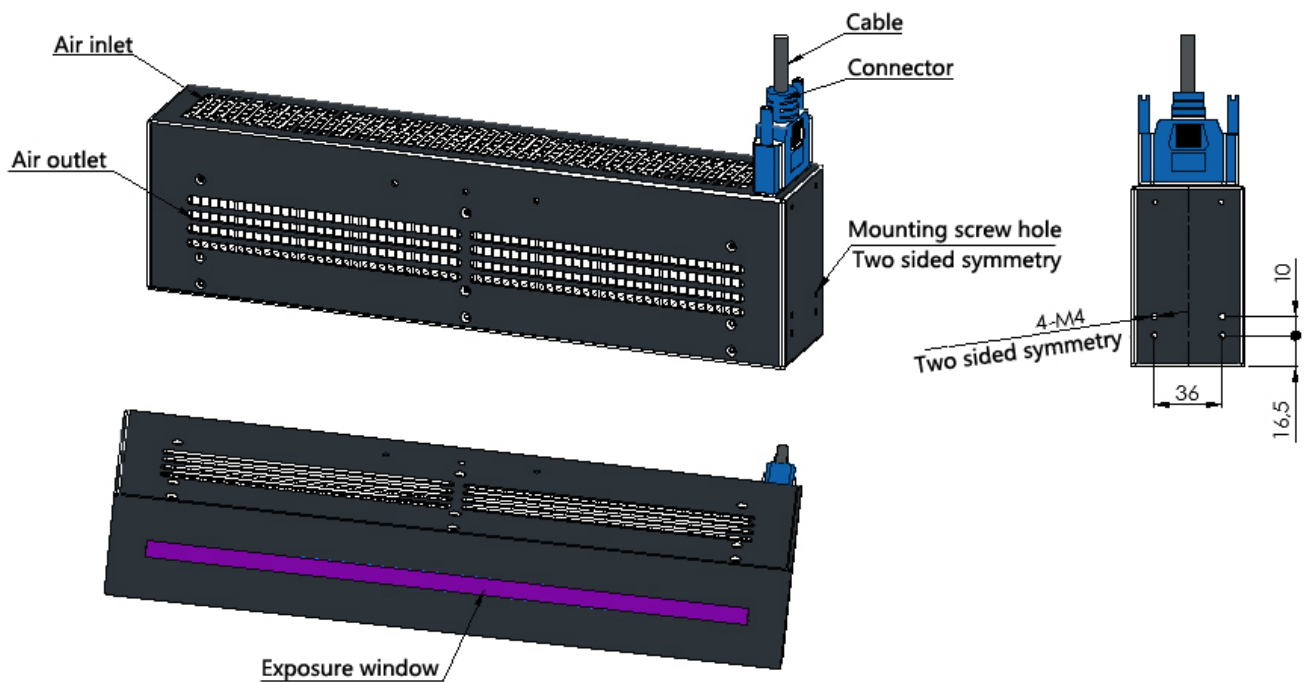
- Please do not install the controller in a closed space.
- Make sure that there is enough space for installation and use to avoid the exhaust of fan exhaust.

⑥ Shape and dimension diagram of irradiation head and installation space:

■ Shape size and installation space



■ Part name and function description



**⑦ external I/O connection**
**External I/O connection (INPUT and OUTPUT)**

Warning: Be sure to load and unload connections and connectors when the main power supply is cut off.

Pin number	Signal name	content
1 (CH1)	Channel one foot input, I/O input, PLC control signal	
2 (GND)	Channel one foot input, I/O input, PLC control signal	
3 (CH2)		
4 (GND)		
5 (CH3)		
6 (GND)		
7 (CH4)		
8 (GND)		
9 (NC)		
10 (NC)		

**solemnly declare:**

Futansi (ShangHai)Electronic Technogy Co.,Ltd solemnly declare: Disassembling or modifying the UV controller or UV irradiator by yourself may cause the product to be unable to be used normally. The product assembled after disassembly may also cause personal injury or damage to the object. In this case, direct or indirect Loss of our company does not assume any legal responsibility:

- Electric shock that may be encountered by wet hand plugging and unplugging the power connector;
- FUTANSI or other branded goggles are not worn when using the device;
- Scratch caused by intentional or unintentional touch on the surface of the device immediately after using the device;
- Personal injury or object damage caused by using this equipment near water source or in wet places;
- Electrical shock or other accident caused by using this equipment during thunderstorm;
- Accidents caused by the use of equipment near gas or natural gas;
- Not strictly in accordance with the provisions of this manual;
- Continue to use the device in spite of error messages or failures;
- Untrained personnel use equipment;
- Continue to use defective devices;

Design manufacturer: **Futansi (ShangHai)Electronic Technogy Co.,Ltd**

<http://www.futansi.com>

Shenzhen branch:

Futansi (Shanghai) Electronic Technology Co., Ltd. Shenzhen Branch

Address: No. 86, Lane 3029, Huaxu Road, Qingpu District, Shanghai  
(Minxing Industrial Zone)

Telephone: +86-21-69790531

24-hour service telephone: +86-21-13917846211